



**HOSPITAL MARIO CORREA RENGIFO - ESE - NIT 890.399.047-8**  
**EJECUCION ACUMULADA - INGRESOS**  
**Filial 00 - HOSPITAL DEPARTAMENTAL MARIO CORREA RENGIFO E.S.E | Fecha de corte 30-Jun-2015**

R-FAST 8.0s - SISTEMA INTEGRADO DE INFORMACION ADMINISTRATIVA, FINANCIERA Y ASISTENCIAL

Rubro	PRESUPUESTO						Reconocimientos			% Ejec	Recaudos			% Eje	Por ejecutar	Cuentas por cobrar	
	Inicial	Adiciones	Redu	Créditos	Contracréd.	Actual	Mes anterior	Del mes	Acumulado		Mes anterior	Del mes	Acumulado				
<b>Rubros del año 2015</b>																	
<b>100</b>	INGRESOS	18.638.000.000	8.260.703.038	0	711.191.849	711.191.849	26.898.703.038	17.328.672.211	2.404.662.863	19.733.335.074	73	11.553.577.459	1.767.222.021	13.320.799.480	68	7.165.367.964	6.412.535.594
<b>000000</b>	Disponibilidad Inicial	0	297.473.249	0	0	0	297.473.249	297.473.249	0	297.473.249	100	297.473.249	0	297.473.249	##	0	0
<b>110</b>	INGRESOS CORRIENTES	18.638.000.000	7.963.229.790	0	711.191.849	711.191.849	26.601.229.790	17.031.198.963	2.404.662.863	19.435.861.825	73	11.256.104.210	1.767.222.021	13.023.326.232	67	7.165.367.964	6.412.535.594
<b>1110</b>	VENTA DE SERVICIOS	16.363.277.958	0	0	711.191.849	0	17.074.469.807	7.849.817.452	2.000.244.970	9.850.062.422	58	2.074.722.699	1.362.804.129	3.437.526.828	35	7.224.407.385	6.412.535.594
<b>111100</b>	EPS Regimen Contributivo	66.000.000	0	0	0	0	66.000.000	33.077.300	12.183.400	45.260.700	69	1.243.020	243.000	1.486.020	3	20.739.300	43.774.680
<b>111200</b>	EPS-S Regimen Subsidiado	15.220.000.000	0	0	0	0	15.220.000.000	7.248.322.259	1.665.437.501	8.913.759.760	59	1.763.857.604	1.092.928.768	2.856.786.372	32	6.306.240.240	6.056.973.388
<b>1113</b>	SUBSIDIO A LA OFERTA ATENCIÓN POBLACIÓN POBRE	560.000.000	0	0	711.191.849	0	1.271.191.849	376.517.558	245.080.950	621.598.508	49	129.420.570	244.127.987	373.548.557	60	649.593.341	248.049.951
<b>111301</b>	Atención población pobre vinculado SGP (S. Dptal. del Valle)	400.000.000	0	0	0	0	400.000.000	276.759.258	111.868.000	388.627.258	97	33.620.270	190.514.862	224.135.132	58	11.372.742	164.492.126
<b>111302</b>	Subsidio a la oferta población pobre vinculados otras secretarías	160.000.000	0	0	0	0	160.000.000	3.958.000	25.986.700	29.944.700	19	0	0	0	0	130.055.300	29.944.700
<b>111303</b>	Subsidio a la oferta atención población pobre vinculados (patronal)	0	0	0	711.191.849	0	711.191.849	95.800.300	107.226.250	203.026.550	29	95.800.300	53.613.125	149.413.425	74	508.165.299	53.613.125
<b>111500</b>	Fosyga-Reclamaciones ECAT	40.000.000	0	0	0	0	40.000.000	15.221.566	16.595.832	31.817.398	80	4.447.859	5.063.713	9.511.572	30	8.182.602	22.305.826
<b>111600</b>	Cuotas de recuperación	225.277.958	0	0	0	0	225.277.958	84.147.615	14.312.729	98.460.344	44	84.147.615	14.312.729	98.460.344	##	126.817.614	0
<b>111700</b>	Particulares	27.000.000	0	0	0	0	27.000.000	2.373.438	28.300.748	30.674.186	114	1.604.638	1.077.698	2.682.336	9	-3.674.186	27.991.850
<b>112000</b>	Otros Ingresos de explotación	225.000.000	0	0	0	0	225.000.000	32.673.697	18.333.810	51.007.507	23	32.517.374	5.050.234	37.567.608	74	173.992.493	13.439.899
<b>112001</b>	Otros Ingresos	0	0	0	0	0	0	57.484.019	0	57.484.019	0	57.484.019	0	57.484.019	##	-57.484.019	0
<b>1200</b>	OTROS APORTES	874.722.042	1.465.775.331	0	0	711.191.849	1.629.305.524	460.180.307	0	460.180.307	28	460.180.307	0	460.180.307	##	1.169.125.217	0
<b>1210</b>	Aportes de la Nación	0	1.169.125.217	0	0	0	1.169.125.217	0	0	0	0	0	0	0	0	1.169.125.217	0
<b>1220</b>	Aportes Departamentales	0	296.650.114	0	0	0	296.650.114	296.650.114	0	296.650.114	100	296.650.114	0	296.650.114	##	0	0
<b>1240</b>	Otros Aportes (Patronales)	874.722.042	0	0	0	711.191.849	163.530.193	163.530.193	0	163.530.193	100	163.530.193	0	163.530.193	##	0	0
<b>2000</b>	RECURSOS DE CAPITAL	1.400.000.000	6.497.454.459	0	0	0	7.897.454.459	8.721.201.204	404.417.893	9.125.619.096	116	8.721.201.204	404.417.893	9.125.619.096	##	-1.228.164.638	0
<b>201200</b>	Rendimiento por operaciones financieras	50.000.000	0	0	0	0	50.000.000	2.392.982	211.326	2.604.309	5	2.392.982	211.326	2.604.309	##	47.395.691	0
<b>201400</b>	Otros ingresos de capital (Recuperación Fondos)	0	705.146.727	0	0	0	705.146.727	849.316.963	12.882.480	862.199.443	122	819.958.020	42.241.423	862.199.443	##	-157.052.716	0
<b>201500</b>	Recuperación cartera (Vigencia Anterior)	1.350.000.000	198.233.942	0	0	0	1.548.233.942	2.275.417.469	391.324.086	2.666.741.555	172	2.304.776.412	361.965.143	2.666.741.555	##	-1.118.507.613	0
<b>201600</b>	Cuentas por Cobrar Otros Ingresos en Salud Publica	0	5.594.073.790	0	0	0	5.594.073.790	5.594.073.790	0	5.594.073.790	100	5.594.073.790	0	5.594.073.790	##	0	0

  
**IRNE TORRES CASTRO**  
 GERENTE GENERAL

  
**SANDRA LILIANA VELASQUEZ NARANJO**  
 SUBDIRECTORA ADMINISTRATIVA Y FINANCIERA

  
**MARTHA POLO MOTTA**  
 TÉCNICA DE PRESUPUESTO

**HOSPITAL MARIO CORREA RENGINO - ESE - NIT 890.399.047-8**  
**EJECUCION ACUMULADA - GASTOS**  
**Filial 00 - HOSPITAL DEPARTAMENTAL MARIO CORREA RENGINO E.S.E | Fecha de corte 30-Jun-2015**

R-FAST 8.0s - SISTEMA INTEGRADO DE INFORMACION ADMINISTRATIVA, FINANCIERA Y ASISTENCIAL

Rubro	PRESUPUESTO						Compromisos			% Ejec.	Obligaciones			% Ejec.	Giros			% Ejec.	Por ejecutar	Cuentas por pagar	
	Inicial	Adiciones	Re	Créditos	Contracréd.	Actual	Mes anterior	Del mes	Acumulado		Mes anterior	Del mes	Acumulado		Mes anterior	Del mes	Acumulado				
<b>Rubros del año 2015</b>																					
1	GASTOS	18.638.000.000	8.260.703.038	0	14.197.593.290	14.197.593.290	26.898.703.038	15.674.030.180	6.215.675.510	21.889.705.690	81	12.953.658.308	2.165.243.211	15.118.901.519	69	11.204.035.592	1.761.977.167	12.966.012.759	86	5.008.997.348	2.152.888.760
10	FUNCIONAMIENTO	18.638.000.000	2.166.629.248	0	8.571.908.329	8.603.519.500	20.773.018.078	10.334.135.783	5.652.996.301	15.987.132.084	77	7.613.763.911	1.931.535.362	9.545.299.273	60	5.864.141.195	1.637.469.329	7.501.610.524	79	4.785.885.994	2.043.688.749
1010000	SERVICIOS PERSONALES	12.395.000.000	267.873.568	0	6.189.710.390	5.073.545.280	13.779.038.678	5.682.743.206	3.699.118.055	9.381.861.261	68	4.523.436.844	1.230.802.696	5.754.239.540	61	4.134.431.873	1.131.482.876	5.265.914.749	92	4.397.177.417	488.324.791
1010010	GASTOS DE ADMINISTRACION	3.721.124.761	267.873.568	0	1.745.213.546	2.050.883.917	3.683.327.958	1.429.527.309	990.502.786	2.420.030.095	66	1.173.514.631	306.986.363	1.480.500.994	61	1.068.847.540	279.886.324	1.348.733.864	91	1.263.297.863	131.767.131
1010100	SERVICIOS PERSONALES A LA NOMINA	1.407.577.344	0	0	0	1.407.577.344	427.648.362	120.002.384	547.650.746	39	427.648.362	120.002.384	547.650.746	100	337.902.103	89.746.259	427.648.362	78	859.926.599	120.002.384	
1010100100	Sueldo Personal Nomina	1.024.837.746	0	0	0	1.024.837.746	363.377.064	74.164.816	437.541.880	43	363.377.064	74.164.816	437.541.880	100	290.752.021	72.625.043	363.377.064	83	587.295.866	74.164.816	
10101004	OTROS GASTOS EN SERVICIOS PERSONALES	382.739.598	0	0	0	382.739.598	64.271.298	45.837.568	110.108.866	29	64.271.298	45.837.568	110.108.866	100	47.150.082	17.121.216	64.271.298	58	272.630.733	45.837.568	
1010102	Recargos días festivos	85.095.000	0	0	0	85.095.000	5.517.113	1.350.123	6.867.236	8	5.517.113	1.350.123	6.867.236	100	4.205.914	1.311.199	5.517.113	80	78.227.764	1.350.123	
1010100406	Bonificaciones	48.529.402	0	0	0	48.529.402	18.935.138	1.466.407	20.401.545	42	18.935.138	1.466.407	20.401.545	100	14.382.358	4.552.780	18.935.138	93	28.127.857	1.466.407	
1010100407	Prima de servicios	46.389.064	0	0	0	46.389.064	255.378	37.712.857	37.968.235	82	255.378	37.712.857	37.968.235	100	0	255.378	255.378	1	8.420.830	37.712.857	
1010100408	Prima de navidad	101.291.446	0	0	0	101.291.446	0	0	0	0	0	0	0	0	0	0	0	0	101.291.446	0	
1010100409	Subsidio de transporte	31.881.600	0	0	0	31.881.600	9.560.799	2.106.534	11.667.333	37	9.560.799	2.106.534	11.667.333	100	7.491.266	2.069.533	9.560.799	82	20.214.267	2.106.534	
1010100410	Subsidio de alimentación	21.231.144	0	0	0	21.231.144	6.255.327	1.466.466	7.721.793	36	6.255.327	1.466.466	7.721.793	100	4.813.743	1.441.584	6.255.327	81	13.509.351	1.466.466	
1010100411	Prima de vacaciones	48.321.942	0	0	0	48.321.942	23.747.543	1.735.181	25.482.724	53	23.747.543	1.735.181	25.482.724	100	16.256.801	7.490.742	23.747.543	93	22.839.218	1.735.181	
10102000	SERVICIOS PERSONALES INDIRECTOS	1.811.721.201	267.873.568	0	1.745.213.546	2.050.883.917	1.773.924.398	886.724.398	847.200.000	1.733.924.398	98	630.711.720	163.683.577	794.395.297	46	623.409.297	166.437.718	789.847.015	99	40.000.000	4.548.282
1010200100	Honorarios	1.811.721.201	267.873.568	0	1.745.213.546	2.050.883.917	1.773.924.398	886.724.398	847.200.000	1.733.924.398	98	630.711.720	163.683.577	794.395.297	46	623.409.297	166.437.718	789.847.015	99	40.000.000	4.548.282
10103000	CONTRIBUCIONES INHERENTES A LA NOMINA	501.826.216	0	0	0	501.826.216	115.154.549	23.300.403	138.454.952	28	115.154.549	23.300.403	138.454.952	100	107.536.140	23.702.347	131.238.487	95	363.371.265	7.216.465	
10103002	CONTRIBUCIONES INHERENTES A LA NOMINA SECTOR PRIVAO	49.120.610	0	0	0	49.120.610	16.602.403	3.207.320	19.809.723	40	16.602.403	3.207.320	19.809.723	100	13.216.439	3.385.964	16.602.403	84	29.310.887	3.207.320	
1010300201	Caja de compensación familiar	49.120.610	0	0	0	49.120.610	16.602.403	3.207.320	19.809.723	40	16.602.403	3.207.320	19.809.723	100	13.216.439	3.385.964	16.602.403	84	29.310.887	3.207.320	
10104000	CONTRIBUCIONES INHERENTES A LA NOMINA	452.705.606	0	0	0	452.705.606	98.552.146	20.093.083	118.645.229	26	98.552.146	20.093.083	118.645.229	100	94.319.701	20.316.383	114.636.084	97	334.060.378	4.009.145	
10104001	CONTRIBUCIONES INHERENTES A LA NOMINA SECTOR PUBLICO	384.198.212	0	0	0	384.198.212	72.371.520	14.806.868	87.178.388	23	72.371.520	14.806.868	87.178.388	100	72.371.520	14.806.868	87.178.388	#	297.019.825	0	
1010400101	Cesantías-ssf	131.373.885	0	0	0	131.373.885	7.798.956	0	7.798.956	6	7.798.956	0	7.798.956	100	7.798.956	0	7.798.956	0	123.574.929	0	
1010400102	Aportes pensión-ssf	147.994.728	0	0	0	147.994.728	38.670.494	8.638.290	47.308.784	32	38.670.494	8.638.290	47.308.784	100	38.670.494	8.638.290	47.308.784	#	100.685.944	0	
1010400103	Aportes servicio médico-salud-(patronal) -ssf	104.829.599	0	0	0	104.829.599	25.902.070	6.168.578	32.070.648	31	25.902.070	6.168.578	32.070.648	100	25.902.070	6.168.578	32.070.648	#	72.758.952	0	
10104002	CONTRIBUCIONES INHERENTES A LA NOMINA SECTOR PUBLICO	68.507.394	0	0	0	68.507.394	26.180.626	5.286.215	31.466.841	46	26.180.626	5.286.215	31.466.841	100	21.948.181	5.509.515	27.457.696	87	37.040.553	4.009.145	
1010400201	Icbf	36.840.457	0	0	0	36.840.457	12.451.813	2.405.486	14.857.299	40	12.451.813	2.405.486	14.857.299	100	9.912.347	2.539.466	12.451.813	84	21.983.158	2.405.486	
1010400202	Sena	24.560.305	0	0	0	24.560.305	8.301.183	1.603.659	9.904.842	40	8.301.183	1.603.659	9.904.842	100	6.608.204	1.692.979	8.301.183	84	14.655.463	1.603.659	
1010400203	Aportes Accidentes de Trabajo	7.106.632	0	0	0	7.106.632	5.427.630	1.277.070	6.704.700	94	5.427.630	1.277.070	6.704.700	100	5.427.630	6.704.700	#	401.932	0		
10201000	GASTOS DE OPERACIÓN	8.673.875.239	0	0	4.444.496.844	3.022.661.363	10.095.710.720	4.253.215.897	2.708.615.269	6.961.831.166	69	3.349.922.213	923.816.333	4.273.738.546	61	3.065.584.333	851.596.553	3.917.180.886	92	3.133.879.554	356.557.661
10201001	SERVICIOS PERSONALES ASOCIADOS A LA NOMINA	3.284.347.136	0	0	0	3.284.347.136	774.481.504	237.548.215	1.012.029.719	31	774.481.504	237.548.215	1.012.029.719	100	605.214.817	152.471.183	757.686.000	75	2.272.317.418	254.343.719	
1020100100	Sueldo personal nomina	2.391.288.073	0	0	0	2.391.288.073	586.004.051	135.737.336	721.741.387	30	586.004.051	135.737.336	721.741.387	100	454.805.358	119.464.373	574.269.731	80	1.669.546.686	147.471.656	
1020100200	Horas extras, días festivos y recargo nocturno	198.555.000	0	0	0	198.555.000	90.634.036	25.673.188	116.307.224	59	90.634.036	25.673.188	116.307.224	100	71.725.329	18.761.189	90.036.518	77	82.247.776	25.270.706	
10201004	OTROS GASTOS EN SERVICIOS PERSONALES	694.504.063	0	0	0	694.504.063	97.843.417	76.137.691	173.981.108	25	97.843.417	76.137.691	173.981.108	100	79.134.130	14.245.621	93.379.751	54	520.522.956	80.601.357	
1020100406	Bonificaciones	113.235.271	0	0	0	113.235.271	24.923.603	4.399.907	29.323.510	26	24.923.603	4.399.907	29.323.510	100	22.682.087	2.241.516	24.923.603	85	83.911.761	4.399.907	
1020100407	Prima de servicios	108.241.150	0	0	0	108.241.150	3.975.575	58.065.956	62.041.531	57	3.975.575	58.065.956	62.041.531	100	2.256.195	444.332	2.700.527	45	46.199.620	59.341.004	
1020100408	Prima de navidad	236.346.708	0	0	0	236.346.708	1.884.626	357.856	2.242.482	1	1.884.626	357.856	2.242.482	100	687.807	321.379	1.009.186	45	234.104.226	1.233.296	
1020100409	Subsidio de transporte	74.390.400	0	0	0	74.390.400	18.312.527	4.403.001	22.715.528	31	18.312.527	4.403.001	22.715.528	100	14.284.461	4.028.066	18.312.527	81	51.674.872	4.403.001	
1020100410	Subsidio de alimentación	49.539.336	0	0	0	49.539.336	11.887.905	2.961.134	14.849.039	30	11.887.905	2.961.134	14.849.039	100	9.178.921	2.708.984	11.887.905	80	34.690.297	2.961.134	
1020100411	Prima de vacaciones	112.751.198	0	0	0	112.751.198	36.859.181	5.949.837	42.809.018	38	36.859.181	5.949.837	42.809.018	100	30.044.659	4.501.344	34.546.003	81	69.942.180	8.263.015	
10202001	SERVICIOS PERSONALES INDIRECTOS	4.227.349.470	0	0	4.444.496.844	3.022.661.363	5.649.184.951	3.231.289.651	2.417.895.300	5.649.184.951	100	2.327.995.967	633.096.364	2.961.092.331	52	2.226.372.322	648.148.634	2.874.520.956	97	0	86.571.375
1																					


**HOSPITAL MARIO CORREA RENGIFO - ESE - NIT 890.399.047-8**  
**EJECUCION ACUMULADA - GASTOS**  
**Filial 00 - HOSPITAL DEPARTAMENTAL MARIO CORREA RENGIFO E.S.E | Fecha de corte 30-Jun-2015**

R-FAST 8.0s - SISTEMA INTEGRADO DE INFORMACION ADMINISTRATIVA, FINANCIERA Y ASISTENCIAL


Rubro	PRESUPUESTO							Compromisos			% Ejec	Obligaciones			% Ejec	Giros			% Ejec	Por ejecutar	Cuentas por pagar
	Inicial	Adiciones	Re	Créditos	Contracred.	Actual	Mes anterior	Del mes	Acumulado	Mes anterior		Del mes	Acumulado	Mes anterior		Del mes	Acumulado				
1020400202	Sena	57.307.377	0	0	0	0	57.307.377	14.647.420	3.476.116	18.123.536	32	14.647.420	3.476.116	18.123.536	100	11.659.075	2.988.345	14.647.420	81	39.183.841	3.476.116
1020400203	Aportes Accidentes de Trabajo	62.855.484	0	0	0	0	62.855.484	12.664.470	2.979.830	15.644.300	25	12.664.470	2.979.830	15.644.300	100	12.664.470	2.979.830	15.644.300	#	47.211.184	0
20000000	GASTOS GENERALES	2.815.000.000	1.808.417.613	0	2.161.586.436	2.431.653.133	4.353.350.917	2.531.523.963	1.716.616.155	4.248.140.118	98	1.774.528.703	334.456.841	2.108.985.544	50	953.693.051	222.839.140	1.176.532.191	56	105.210.799	932.453.353
20100000	GASTOS DE ADMINISTRACIÓN	836.900.000	14.873.662	0	454.730.000	363.319.443	943.184.219	671.796.802	209.609.586	881.406.388	93	301.232.440	148.146.312	449.378.752	51	153.521.395	52.266.982	205.788.377	46	61.777.831	243.590.376
20101000	ADQUISICIÓN DE BIENES	297.500.000	0	0	59.730.000	195.057.940	69.125.069	162.172.060	83.663.692	152.789.539	94	36.190.604	13.744.619	49.935.223	33	24.959.181	3.358.923	28.318.104	57	9.382.521	21.617.119
2010100100	Mantenimiento Hospitalario	216.000.000	0	0	3.000.000	120.000.000	99.000.000	28.657.158	70.043.237	98.700.395	100	2.184.495	5.568.355	7.752.850	8	0	663.735	663.735	9	299.605	7.089.115
20101002	OTROS	81.500.000	0	0	56.730.000	75.057.940	63.172.060	40.468.689	13.620.455	54.089.144	86	34.006.109	8.176.264	42.182.373	78	24.959.181	2.695.188	27.654.369	66	9.082.916	14.528.004
2010100201	Compra de equipo	24.000.000	0	0	50.000.000	51.457.940	22.542.060	22.503.699	0	22.503.699	100	22.503.699	0	22.503.699	100	16.091.699	0	16.091.699	72	38.361	6.412.000
2010100203	Papelera	6.000.000	0	0	6.730.000	0	12.730.000	1.954.402	9.837.332	11.791.734	93	1.954.402	7.035.588	8.989.990	76	1.213.865	912.637	2.126.502	24	938.266	6.863.488
2010100204	Materiales de oficina	6.900.000	0	0	0	0	6.900.000	5.109.309	1.126.809	6.236.119	90	3.845.069	800.720	4.645.789	74	2.615.950	1.442.595	4.058.545	87	663.882	587.244
2010100205	Impresos y publicaciones	15.600.000	0	0	0	2.000.000	13.600.000	5.818.128	1.686.360	7.504.488	55	619.788	0	619.788	8	0	0	0	0	6.095.512	619.788
2010100206	Dotaciones	23.000.000	0	0	0	21.600.000	1.400.000	373.000	339.956	712.956	51	373.000	339.956	373.000	100	373.000	339.956	712.956	0	687.044	0
2010100214	PGHIR	6.000.000	0	0	0	0	6.000.000	4.710.151	629.998	5.340.149	89	4.710.151	0	4.710.151	88	4.664.667	0	4.664.667	99	659.851	45.484
20102000	ADQUISICIÓN DE SERVICIOS	539.400.000	14.873.662	0	395.000.000	168.261.503	781.012.159	602.670.954	125.945.894	728.616.849	93	265.041.836	134.401.694	399.443.529	55	128.562.213	48.908.059	177.470.272	44	52.395.311	221.973.257
2010200100	Mantenimiento Hospitalario	216.000.000	14.873.662	0	159.000.000	73.000.000	316.873.662	277.570.035	38.307.068	315.877.103	100	77.515.919	23.657.950	101.173.869	32	62.274.224	13.475.076	75.749.300	75	996.559	25.424.569
20102002	OTROS GASTOS GENERALES	323.400.000	0	0	236.000.000	95.261.503	464.138.497	325.100.919	87.638.826	412.739.745	89	187.525.916	110.743.744	298.269.660	72	66.287.989	35.432.983	101.720.972	34	51.398.752	196.548.688
2010200201	Servicios públicos	145.500.000	0	0	72.000.000	64.000.000	153.500.000	106.975.685	45.174.176	152.149.861	99	98.438.839	45.981.856	144.420.695	95	4.380.134	715.400	5.095.535	4	1.350.139	139.325.160
2010200203	Vigilancia y aseo	75.000.000	0	0	0	10.000.000	65.000.000	36.087.762	28.000.000	64.087.762	99	20.934.929	13.500.000	34.434.929	54	19.622.945	1.170.000	20.792.945	60	912.238	13.641.984
2010200204	Comunicaciones y transporte	12.000.000	0	0	0	0	12.000.000	11.900.000	50.000	11.950.000	100	6.120.838	1.043.112	7.163.950	60	5.075.814	1.287.812	6.363.626	89	50.000	800.324
2010200205	Seguros	18.000.000	0	0	4.800.000	2.000.000	20.800.000	14.707.625	5.687.387	20.395.012	98	6.568.509	1.811.537	8.380.046	41	6.568.509	1.811.537	8.380.046	#	404.989	0
2010200206	Gastos e imprevistos	15.000.000	0	0	0	5.000.000	10.000.000	5.419.352	1.926.514	7.345.866	73	5.318.852	492.694	5.811.546	79	4.625.157	792.194	5.417.351	93	2.654.134	394.195
2010200207	Bienestar Social	9.000.000	0	0	0	0	9.000.000	5.303.540	0	5.303.540	59	5.303.540	0	5.303.540	100	3.658.940	1.280.400	4.939.340	93	3.696.460	364.200
2010200208	Publicidad	4.500.000	0	0	32.200.000	2.000.000	34.700.000	32.740.000	1.750.997	34.490.997	99	0	16.451.000	16.451.000	48	0	15.000.000	15.000.000	91	209.003	1.451.000
2010200209	Capacitación	24.000.000	0	0	0	10.000.000	14.000.000	6.572.000	0	6.572.000	47	6.572.000	0	6.572.000	100	1.700.000	0	1.700.000	26	7.428.000	4.872.000
2010200210	Viajes o gastos de viaje ocasionales	5.400.000	0	0	10.000.000	0	15.400.000	6.971.927	2.112.077	9.084.004	59	6.971.927	2.112.077	9.084.004	100	6.971.927	2.112.077	9.084.004	#	6.315.996	0
2010200211	Comisiones y gastos bancarios	4.500.000	0	0	30.000.000	0	34.500.000	13.684.563	2.937.674	16.622.237	48	13.684.563	2.930.482	16.615.045	100	13.684.563	2.930.482	16.615.045	#	17.877.763	0
2010200215	Salud Ocupacional	10.500.000	0	0	0	0	10.500.000	0	0	0	0	0	0	0	0	0	0	0	0	10.500.000	0
2010200216	Sistemas de Información	0	0	0	87.000.000	2.261.503	84.738.497	84.738.465	2	84.738.467	100	17.611.920	26.420.985	44.032.905	52	0	8.333.080	8.333.080	19	30	35.699.825
20200000	GASTOS DE OPERACIÓN	1.978.100.000	1.793.543.951	0	1.706.856.436	2.068.333.690	3.410.166.997	1.859.727.161	1.507.006.569	3.366.733.730	99	1.473.296.623	186.310.529	1.659.606.792	49	800.171.656	170.572.158	970.743.814	58	43.432.967	688.862.977
20201000	ADQUISICIÓN DE BIENES	338.500.000	45.169.033	0	230.057.940	154.730.000	458.996.973	302.510.466	127.394.962	429.905.428	94	230.491.368	26.297.586	256.788.954	60	87.927.921	10.092.820	98.020.741	38	29.091.546	158.768.213
2020100100	Mantenimiento Hospitalario	216.000.000	45.169.033	0	3.000.000	143.000.000	121.169.033	76.998.887	41.170.146	118.169.033	98	21.743.288	13.433.628	35.176.916	30	15.844.159	0	15.844.159	45	3.000.000	19.332.757
20201002	OTROS	122.500.000	0	0	227.057.940	11.730.000	337.827.940	225.511.579	86.224.816	311.736.395	92	208.748.080	12.863.958	221.612.038	71	72.083.762	10.092.820	82.176.582	37	26.091.546	139.435.456
2020100201	Compra de equipo	56.000.000	0	0	195.457.940	0	251.457.940	191.623.541	58.864.165	250.487.706	100	187.409.502	12.363.958	199.773.460	80	55.658.091	7.680.000	63.338.091	32	970.234	136.435.369
2020100203	Papelera	14.000.000	0	0	0	6.730.000	7.270.000	4.645.829	1.181.696	5.827.525	80	4.645.829	0	4.645.829	80	4.327.525	93	1.442.475	0	318.304	0
2020100204	Materiales de oficina	16.100.000	0	0	0	5.000.000	11.100.000	9.019.225	1.744.818	10.764.043	97	9.019.225	0	9.019.225	84	6.151.282	1.912.820	8.064.102	89	335.958	955.123
2020100205	Impresos y publicaciones	36.400.000	0	0	0	0	36.400.000	19.203.832	3.934.840	23.137.672	64	7.073.572	0	7.073.572	31	5.627.400	0	5.627.400	74	13.262.128	1.446.172
2020100206	Dotaciones	0	0	0	31.600.000	0	31.600.000	1.019.952	20.499.297	21.519.249	68	599.952	500.000	1.099.952	5	319.464	500.000	819.464	80	10.080.751	280.488
20202000	ADQUISICIÓN DE SERVICIOS	1.639.600.000	1.748.374.917	0	1.476.798.496	1.913.603.690	2.951.169.724	1.557.216.696	1.379.611.606	2.936.828.302	100	1.242.804.895	160.012.942	1.402.817.838	48	712.243.736	160.479.338	872.723.074	62	14.341.422	530.094.764
2020200100	Mantenimiento Hospitalario	216.000.000	0	0	466.267.584	153.200.000	529.067.584	370.282.915	158.499.093	528.782.008	100	158.420.477	58.859.893	217.280.370	41	147.954.683	6.982.465	154.937.148	71	285.576	62.343.222
20202002	OTROS GASTOS GENERALES	1.423.600.000	1.748.374.917	0	1.010.530.912	1.760.403.690	2.422.102.140	1.186.933.781	1.221.112.513	2.408.046.294	99	1.084.384.419	101.153.049	1.185.537.468	49	564.289.053	153.496.873	717.785.926	61	14.055.846	467.751.542
2020200201	Servicio públicos	339.500.000	0	0	66.000.000	82.000.000															

R-FAST 8.0s - SISTEMA INTEGRADO DE INFORMACION ADMINISTRATIVA, FINANCIERA Y ASISTENCIAL


Rubro	PRESUPUESTO						Compromisos			% Ejec	Obligaciones			% Ejec	Giros			% Ej	Por ejecutar	Cuentas por pagar		
	Inicial	Adiciones	Re	Créditos	Contracred.	Actual	Mes anterior	Del mes	Acumulado		Mes anterior	Del mes	Acumulado		Mes anterior	Del mes	Acumulado					
30000000	TRANSFERENCIA CORRIENTES	418.000.000	90.338.067	0	12.000.000	378.778.100	141.559.957	63.595.637	26.685.316	90.280.953	64	63.595.637	26.685.316	90.280.953	100	52.622.603	17.758.483	70.381.086	78	51.279.014	19.899.867	
30100000	TRANSFERENCIAS AL SECTOR PUBLICO	10.000.000	0	0	12.000.000	0	22.000.000	21.100.921	644.350	21.745.271	99	21.100.921	644.350	21.745.271	100	18.523.521	0	18.523.521	85	254.729	3.221.750	
3010000300	Otras entidades públicas	10.000.000	0	0	12.000.000	0	22.000.000	21.100.921	644.350	21.745.271	99	21.100.921	644.350	21.745.271	100	18.523.521	0	18.523.521	85	254.729	3.221.750	
30200000	TRANSFERENCIAS DE PREVENCIÓN Y SEGURIDAD SOCIAL	158.000.000	90.338.067	0	0	130.748.916	117.589.151	41.525.566	26.040.966	67.566.532	57	41.525.566	26.040.966	67.566.532	100	33.129.932	17.758.483	50.888.415	75	50.022.619	16.678.117	
3020100000	Pensiones y jubilación	108.000.000	0	0	0	108.000.000	41.412.415	16.564.966	57.977.381	54	41.412.415	16.564.966	57.977.381	100	33.129.932	8.282.483	41.412.415	71	50.022.619	16.564.966		
3020300000	Otras transferencias de Previsión y Seguridad Social, Cuotas Part	50.000.000	90.338.067	0	0	130.748.916	9.589.151	113.151	9.476.000	9.589.151	100	113.151	9.476.000	9.589.151	100	0	9.476.000	9.476.000	99	0	113.151	
30300000	OTRAS TRANSFERENCIAS	250.000.000	0	0	0	248.029.184	1.970.816	969.150	0	969.150	49	969.150	0	969.150	100	969.150	0	969.150	#	1.001.666	0	
3030100000	Sentencias y conciliaciones	250.000.000	0	0	0	248.029.184	1.970.816	969.150	0	969.150	49	969.150	0	969.150	100	969.150	0	969.150	#	1.001.666	0	
40000000	GASTOS DE OPERACIÓN COMERCIAL Y DE PRESTACIÓN DE SER	3.010.000.000	0	0	208.611.503	719.542.987	2.499.068.516	2.056.272.977	210.576.775	2.266.849.752	91	1.252.202.727	339.590.509	1.591.793.236	70	723.393.668	265.388.830	988.782.498	62	232.218.764	603.010.738	
40200000	GASTOS DE PRESTACIÓN DE SERVICIOS	3.010.000.000	0	0	208.611.503	719.542.987	2.499.068.516	2.056.272.977	210.576.775	2.266.849.752	91	1.252.202.727	339.590.509	1.591.793.236	70	723.393.668	265.388.830	988.782.498	62	232.218.764	603.010.738	
40201000	COMPRA DE BIENES PARA LA PRESTACIÓN DE SERVICIOS	2.135.000.000	0	0	188.611.503	47.000.000	2.276.611.503	1.946.144.394	210.566.075	2.156.710.469	95	1.167.074.144	314.579.809	1.481.653.953	69	638.786.685	252.859.030	891.645.715	60	119.901.034	590.008.238	
4020100100	Productos farmacéuticos	900.000.000	0	0	0	47.000.000	853.000.000	831.504.894	17.408.134	848.913.028	100	431.504.894	127.517.239	559.022.133	66	344.879.794	69.655.648	414.535.442	74	4.086.972	144.486.691	
4020100200	Material medico quirurgico	800.000.000	0	0	150.611.503	0	950.611.503	694.097.908	146.455.541	840.553.449	88	565.900.958	167.417.070	733.318.029	87	271.925.636	162.227.582	434.153.218	59	110.058.054	299.164.810	
4020100400	Material para laboratorio	420.000.000	0	0	31.000.000	0	451.000.000	415.265.792	31.025.000	446.290.792	99	164.392.492	19.645.500	184.037.992	41	21.931.255	15.750.000	37.681.255	20	4.709.208	146.356.737	
4020100500	Material para rayos x	15.000.000	0	0	7.000.000	0	22.000.000	5.275.800	15.677.400	20.953.200	95	5.275.800	0	5.275.800	25	50.000	5.225.800	5.275.800	#	1.046.800	0	
40202000	GASTOS COMPLEMENTARIOS E INTERMEDIOS	875.000.000	0	0	20.000.000	672.542.987	222.457.013	110.128.583	10.700	110.139.283	50	85.128.583	25.010.700	110.139.283	100	84.606.983	12.529.800	97.136.783	88	112.317.730	13.002.500	
4020200100	Alimentación	200.000.000	0	0	0	0	200.000.000	87.671.570	10.700	87.682.270	44	62.671.570	25.010.700	87.682.270	100	62.652.470	12.529.800	75.182.270	86	112.317.730	12.500.000	
4020200301	Cuentas por Pagar	675.000.000	0	0	20.000.000	672.542.987	22.457.013	22.457.013	0	22.457.013	100	22.457.013	0	22.457.013	100	21.954.513	0	21.954.513	98	0	502.500	
800010	GASTOS DE INVERSIÓN	0	6.094.073.790	0	5.625.684.961	5.594.073.790	6.125.684.961	5.339.894.397	562.679.209	5.902.573.606	96	5.339.894.397	233.707.849	5.573.602.246	94	5.339.894.397	124.507.838	5.464.402.235	98	223.111.355	109.200.011	
80001000	PROGRAMA DE INVERSIÓN	0	6.094.073.790	0	5.625.684.961	5.594.073.790	6.125.684.961	5.339.894.397	562.679.209	5.902.573.606	96	5.339.894.397	233.707.849	5.573.602.246	94	5.339.894.397	124.507.838	5.464.402.235	98	223.111.355	109.200.011	
80002000	GASTOS OPERATIVOS DE INVERSIÓN	0	6.094.073.790	0	5.625.684.961	5.594.073.790	6.125.684.961	5.339.894.397	562.679.209	5.902.573.606	96	5.339.894.397	233.707.849	5.573.602.246	94	5.339.894.397	124.507.838	5.464.402.235	98	223.111.355	109.200.011	
8000200300	Plan de desarrollo	0	500.000.000	0	0	0	500.000.000	0	328.971.360	328.971.360	66	0	0	0	0	0	0	0	0	0	171.028.640	0
8000200301	Cuenta por Pagar Programa de Inversion Salud Publica	0	5.594.073.790	0	5.625.684.961	5.594.073.790	5.625.684.961	5.339.894.397	233.707.849	5.573.602.246	99	5.339.894.397	233.707.849	5.573.602.246	100	5.339.894.397	124.507.838	5.464.402.235	98	52.082.715	109.200.011	



IRNE TORRES CASTRO  
GERENTE GENERAL



SANDRA LILIANA VELASQUEZ NARANGO  
SUBDIRECTORA ADMINISTRATIVA Y FINANCIERA



MARTHA POLO MOTTA  
TECNICA DE PRESUPUESTO